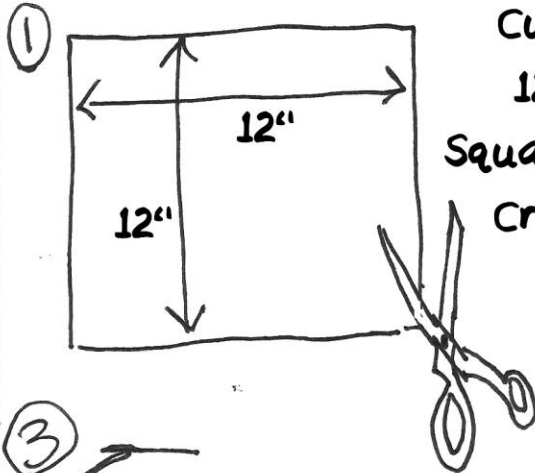
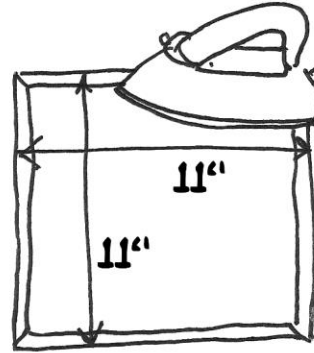


# Making Actor-Proof Pocket Squares




Cut out a  
12" x 12"  
Square of Light  
Crisp Fabric

②

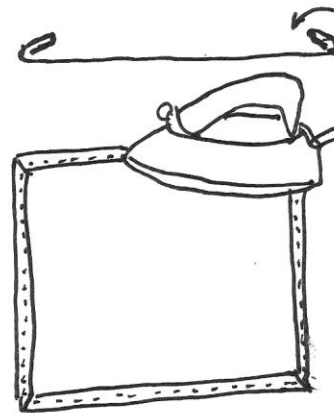


Fold edges  
1/4" and iron.  
Repeat once,  
until you have  
an 11"  
square



Sew the folded  
edge down  
with a small,  
straight stitch.

④



Iron flat.

⑤

Choose a folding diagram from the  
next page and fold your pocket square.




When you have your  
fold, sandwich it  
between two  
index cards.

⑦



Sew the  
cards  
together  
with a  
large  
stitch.

⑧



Write your  
name and/or  
a message  
to the  
actors who  
will use it.

